








THIS SAFETY ALERT IS BROUGHT TO YOU BY *KENNISON FOREST PRODUCTS, INC.*

Evaluation and Visual Inspection

Prior to use each scaffold plank should be inspected by a qualified person*. Visual inspection, proper handling and storage are the best ways of ensuring safe performance of *DI-65* and *Laminated* scaffold planks.

- **END SPLITS:** A separation that extends through the plank from face to face. If an end split exceeds 18" remove the plank from service. 
- **SAW CUTS, DRILLED HOLES AND NOTCHES:** Saw cuts, drilled holes or notches will reduce the plank's load carrying capacity. These planks should be removed from service and inspected by a qualified person*. 
- **EDGE SPLITS:** A separation of the narrow edge of the plank usually caused by forklift damage. If an open split is detected, remove the plank from service. 
- **DENTS, GOUGES AND DEPRESSIONS:** Dents may reflect internal structural damage. Remove from service and inspect by qualified person*. 
- **FACE BREAKS:** Irregular cracks across the face of the scaffold plank. Usually a result of overloading, face cracks dramatically reduce the strength of the plank. Remove planks with face breaks from service. 
- **OTHER PHYSICAL SIGNS:** 1. Discoloration 2. Odor 3. Soft Spongy Wood (*Remove from service*)

Remember to immediately remove damaged scaffold planks from service. Damaged planks may result in injury or death.

For additional Safety Information or Training contact Kennison
Toll-free at (888) 697 5585

*"QUALIFIED PERSON", as defined in OSHA Safety and Health Standards and by the SIA, means one who, by possession of a recognized degree, certificate or professional standing or by extensive knowledge training and experience, has successfully demonstrated the ability to solve or resolve problems relating to the subject matter, the work or the project.

